

PAPER FOLDING

Good Friday

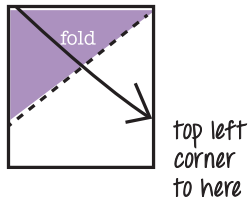
You will need your Bible, piece of A4 paper or card, scissors, pen or textas.
Read John 19:1-19, pausing at the verses highlighted below as you make each fold.

1.

Hand out
purple paper
to everyone....

As you read: John 19:5
*When Jesus came out wearing the crown of thorns and the **purple** robe, Pilate said to them, "Here is the man!"*

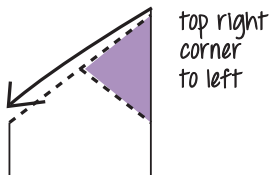
2.



As you read: John 19:11
Make the first fold. Fold the top left corner to the right side of paper, forming a triangle point at the top.

*Jesus answered, "You have no power over me if it **were not given to you from above**. Therefore the one who handed me over to you is guilty of a greater sin".*

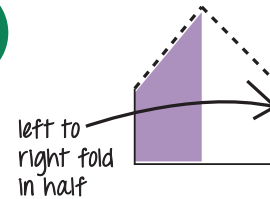
3.



As you read: John 19:13
Make the second fold. Fold the top right point over to the left side of the paper. Now it looks like a house with a pitched roof (or judges seat).

*When Pilate heard this, he brought Jesus out and sat down on the **judges seat** at a palace known as the stone pavement.*

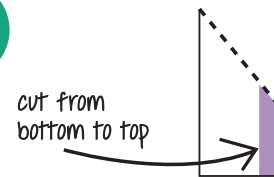
4.



As you read: John 19:15
Make the third fold. Fold in half and hold it at the folded side.

But they shouted, "Take him away! Take him away! Crucify him!"

5.



As you read: John 19:16
Make a cut! Cut from bottom to top, about half way along. See diagram.

Finally Pilate handed him over to them to be crucified".

6.



As you read: John 19:17
Open the paper.

Carrying his own cross, he went out to the place of the Skull.

7.

Use pens or
textas and
write on your
cross...

As you read: John 19:19
Write the words JESUS OF NAZARETH KING OF THE JEWS on your cross.
Pilate had a notice prepared, and fastened to the cross. It read, JESUS OF NAZARETH, KING OF THE JEWS.